

# Troubleshooting.

## Issue

It doesn't start.

## Solution Suggestion

Make sure the button to activate the FoldMate Collector in the program is in the "on" position. Ensure that the FoldMate Collector is properly seated in its slot on the FoldMate. Make sure the product detection sensor's field of view is clear and unobstructed. If the sensor lens is dirty, gently wipe it with a dry, clean cloth.

# FoldMate Collector

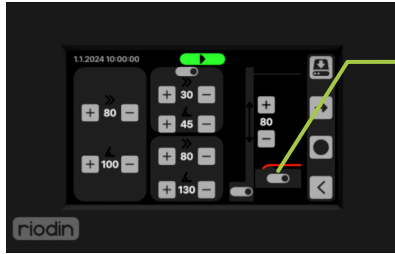
Model : FLMT-C1



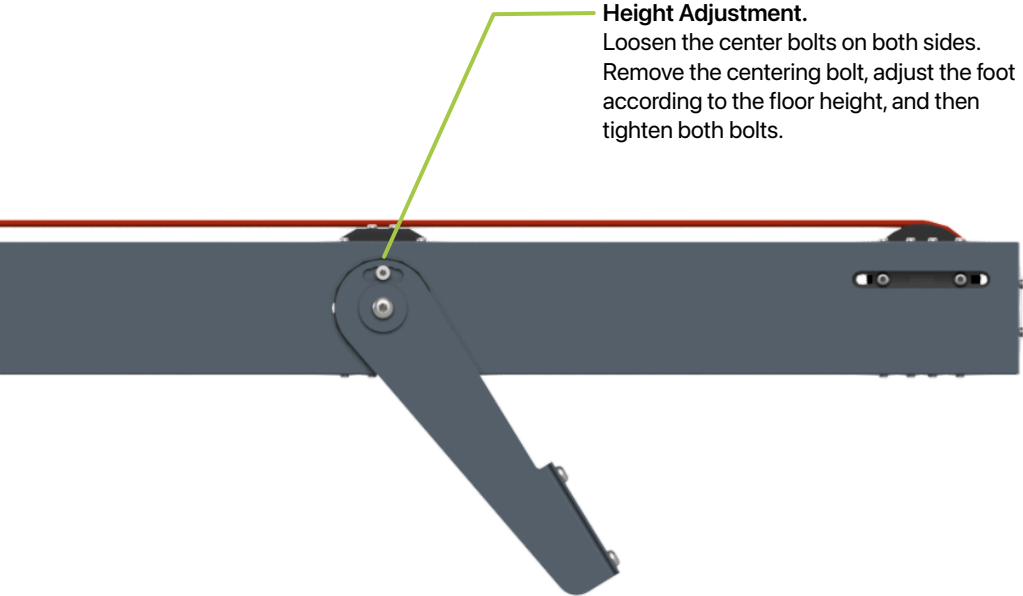
DOWNLOAD  
BROCHURE

**riodin**

[www.riodin.com](http://www.riodin.com)  
[info@riodin.com](mailto:info@riodin.com)  
İstanbul / TÜRKİYE



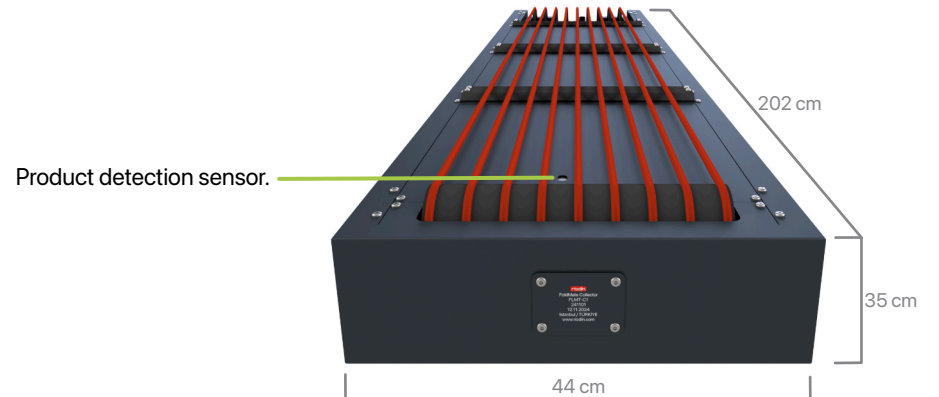
**Activation Button.**  
To activate the FoldMate Collector, turn this button to the "on" position.



**Height Adjustment.**  
Loosen the center bolts on both sides. Remove the centering bolt, adjust the foot according to the floor height, and then tighten both bolts.



**Stacker Connection.**  
Slowly place and drop the Collector's connector into the Stacker slot.



Product detection sensor.